



# Quick-step instructions Demag Printshop

**DEMAG** .....

# Register and sign up

- Please first click on the following link:  
<https://print.demagcranes.com>
- Before you can start with your first order, you have to register.
- Please enter your own username and password here.

Please sign in

Returning user? Welcome back:

User Name

Password

Remember me next time

[Forgot password?](#)

Sign in

New user? Enter a new username and password:

User Name

Password

Confirm Password

Continue

# Register and sign up

- Above please select the division
- Enter data
- Enter the login code below:  
**20770\_International**

City  
Wetter ✓

Country  
Germany ✓

Shop language  
English ✓

Login Code  
20770\_International ✓

Create Account Cancel

Create Account

Division  
DE - Demag Cranes & Components GmbH ✓

Company  
Demag Cranes & Components GmbH ✓

First Name  
John ✓

Last Name  
Smith ✓

E-mail Address  
smith@demagcranes.com ✓

Phone  
+49 2335 92 1234

Address 1  
Ruhrstraße 28 ✓

Address 2  
Address 2 ✓

Postal Code  
58300 ✓

# Forgotten your password?

- If you have forgotten your password, just click here.
- You will then receive a link by mail to change the password.

Returning user? Welcome back:


User Name

Password

Remember me next time

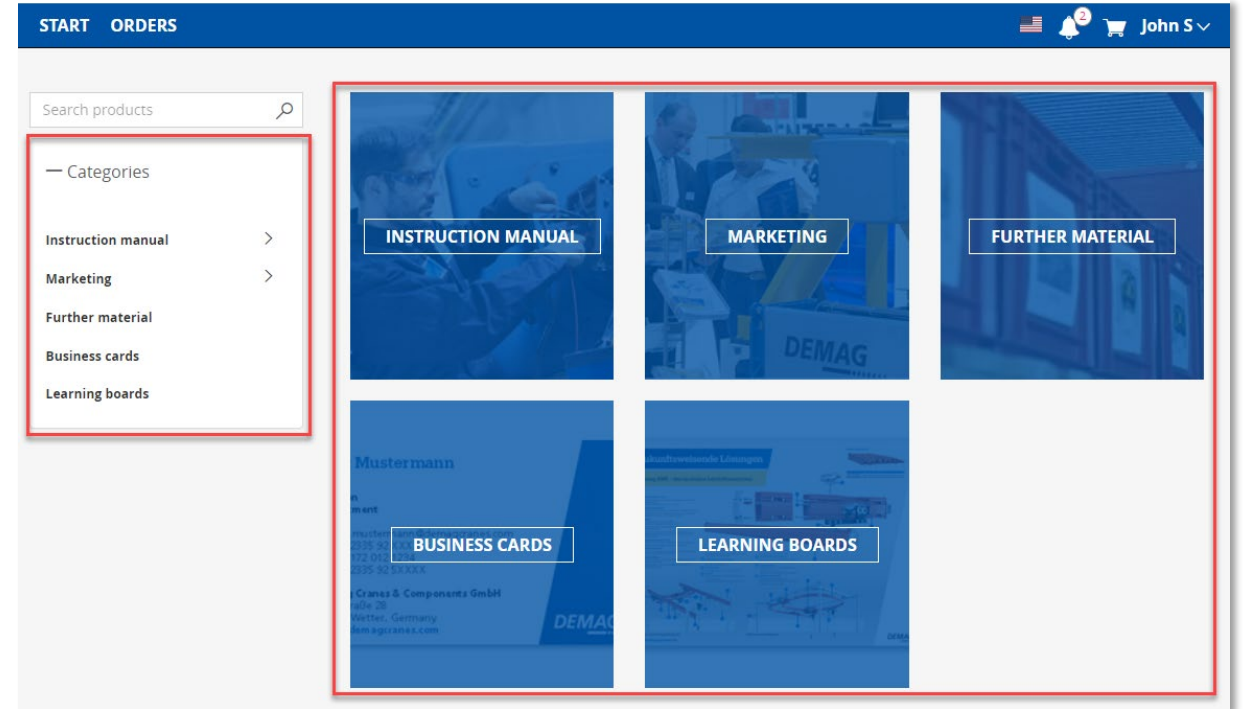
Forgot password?

Sign in



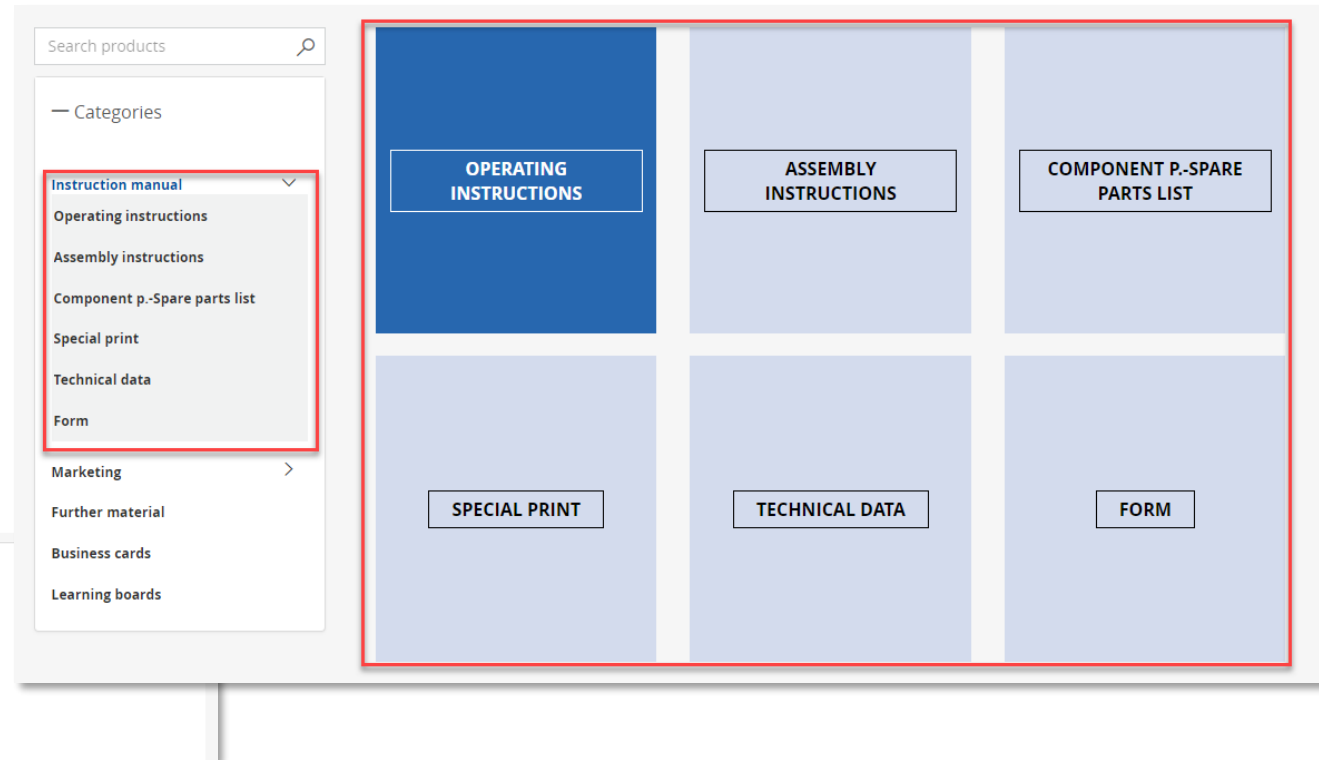
# Find article

- Navigation can be done either on the left via the menu tree or on the right directly via the tiles



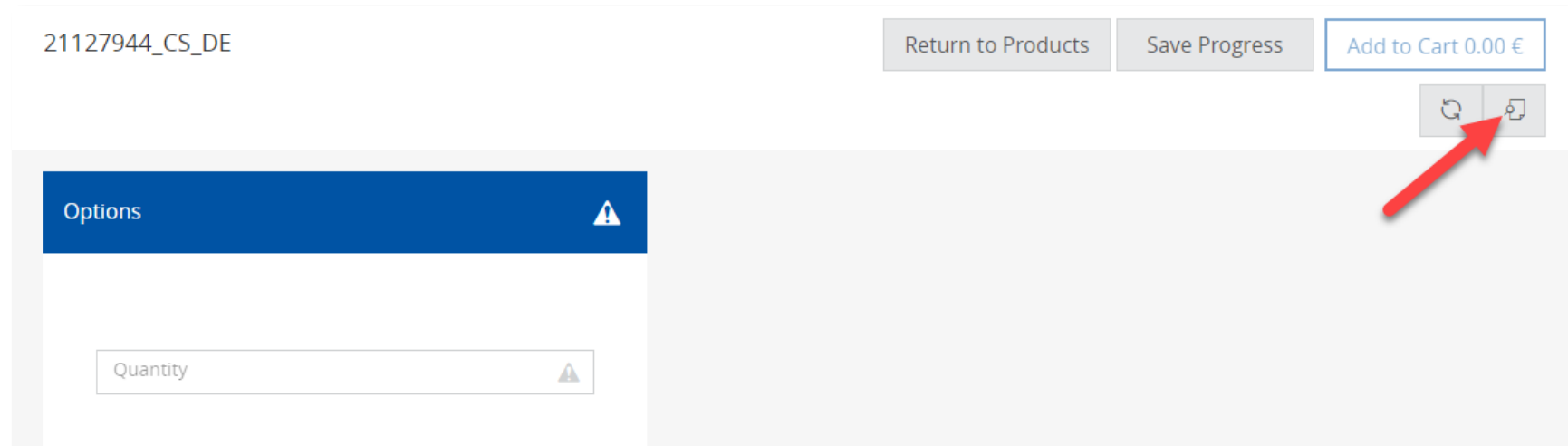
# Find article (manual)

- In the next level you will find the categories, structured in the same way as in the DDS.
- The next level contains the products/ident numbers. Click on the number to see more information about the product:



# Find article (manual)

- It is also possible to load a PDF preview of the article (also to download, depending on the browser). Just click here. The files have a low resolution and are not suitable for printing.



# Find articles using the search function

- In practice, we recommend searching via the search field.
- Enter the ident. no. (without blanks) or part of it here and the matching results will be displayed.

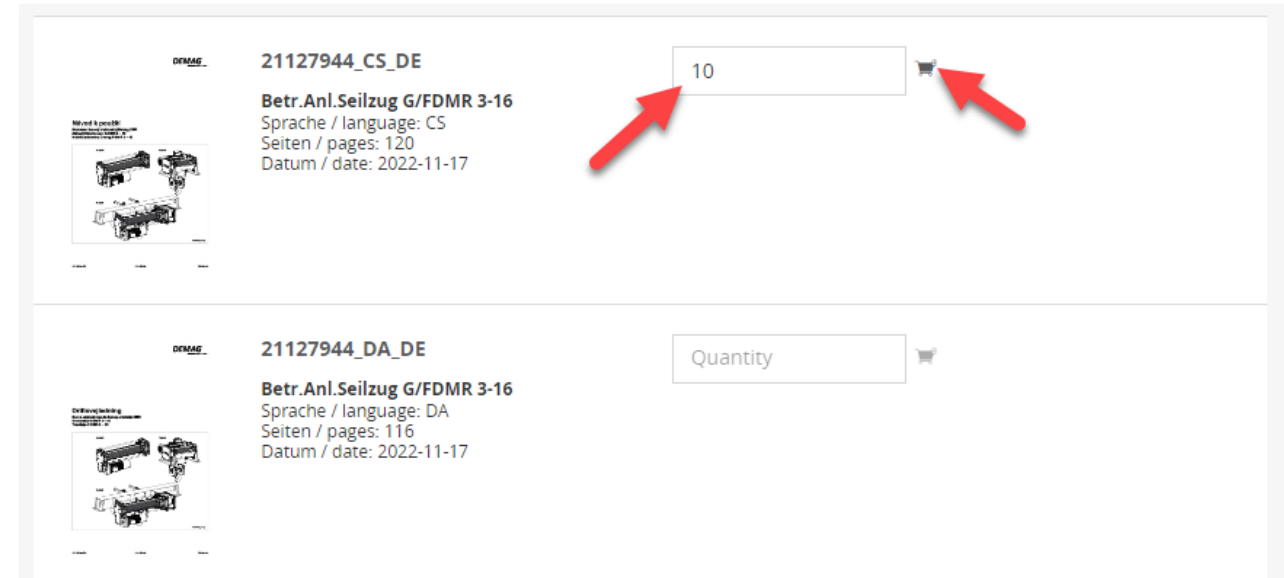
The screenshot displays a search interface for DEMAG. On the left, a search bar contains the number '21127944', with a red arrow pointing to it. Below the search bar is a 'Categories' dropdown menu with the following options: 'Instruction manual', 'Marketing', 'Further material', 'Business cards', and 'Learning boards'. On the right, three search results are shown, each with a 'Quantity' input field and a shopping cart icon. The results are for the article 'Betr.Anl.Seilzug G/FDMR 3-16' in different languages: CS, DA, and DE. Each result includes the article number, language, page count, and date.

Article ID	Language	Pages	Date
21127944_CS_DE	CS	120	2022-11-17
21127944_DA_DE	DA	116	2022-11-17
21127944_DE_DE	DE	112	2022-11-17



# Order

- Enter the quantity of the desired item and then click on the small shopping cart icon to the right of the input field.
- The item will be automatically added to the shopping cart and you can select other items.



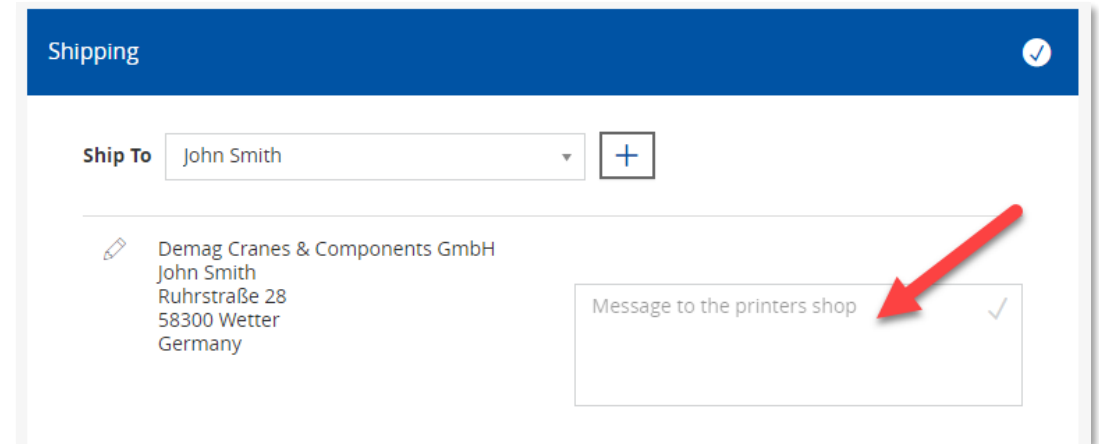
# Order

- Delivery address: select from your address list, or enter the delivery address manually

The screenshot shows a 'Shipping' section with a blue header bar containing a checkmark icon. Below the header, there is a 'Ship To' dropdown menu currently displaying 'John Smith' and a '+' button to its right. A red arrow points from the dropdown to the right. Below the dropdown, there is a list of saved addresses. The first address is 'Demag Cranes & Components GmbH', 'John Smith', 'Ruhrstraße 28', '58300 Wetter', 'Germany'. A red arrow points from the edit icon (pencil) to the left of this address. To the right of the address list is a text box containing 'Message to the printers shop' with a checkmark icon.

# Order

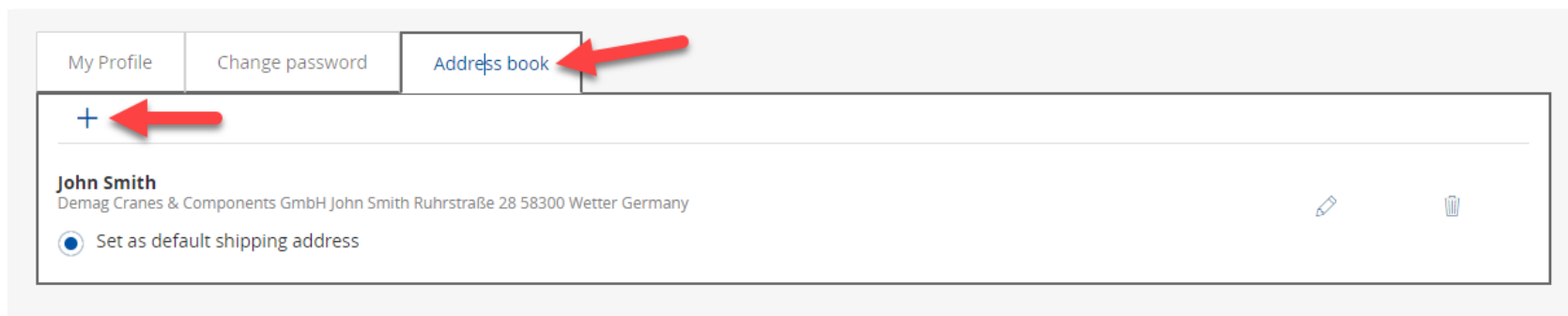
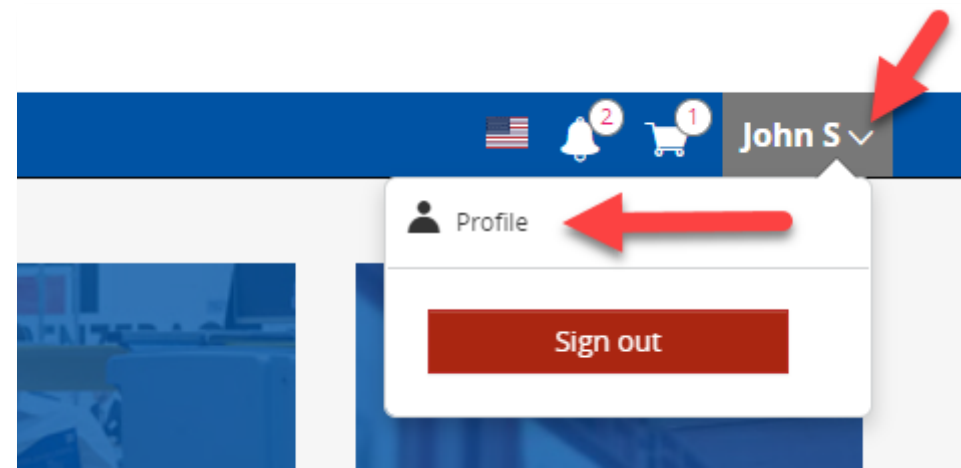
- Enter information to the print shop here if necessary.



The screenshot shows a 'Shipping' section in a software interface. At the top, there is a blue header with the word 'Shipping' and a checkmark icon. Below this, there is a 'Ship To' field containing 'John Smith' and a plus sign button. Underneath, the shipping address is listed: 'Demag Cranes & Components GmbH', 'John Smith', 'Ruhrstraße 28', '58300 Wetter', 'Germany'. To the right of the address, there is a text input field with the placeholder text 'Message to the printers shop' and a checkmark icon. A red arrow points to this text input field.

# Manage account

- Here you can make all settings for your account and display previous orders.
- Here you can create your own delivery addresses or edit existing ones.



# View orders

■ Here you can view your order history.

■ With one click, you can put old orders back into the shopping cart.

The screenshot displays the 'ORDERS' section of a user interface. At the top, a blue navigation bar contains 'START' and 'ORDERS' (highlighted with a red arrow), along with user information 'John S' and notification icons. Below the navigation bar, there are filters: a search box, a date range dropdown set to 'Last 30 days', an order type dropdown set to 'All orders', and a sort order dropdown set to 'Date (descending)'. The main content area shows two order entries:

- February 22, 2023 3:16 PM**  
Order ID: **CT-D20770-10000419**  
Status: **In Process**  
Items: 21380344\_DE\_DE, 21366644, 21360944\_DE\_DE, 20875544\_DE\_DE, 21375044\_EN\_DE, 21373744\_EN\_GB  
Total Price: **139.93 €**  
Buttons: **View details**, **Reorder**
- February 8, 2023 4:01 PM**  
Order ID: **CT-D20770-10000381**  
Status: **Completed**  
Item: 21376844\_EN\_DE  
Total Price: **14.47 €**  
Buttons: **View details**, **Reorder** (highlighted with a red arrow)

**Thank you!**